

# Human NKG2A&CD94 Protein

Cat. No. NKC-HM495

## Description

<b>Source</b>	Recombinant Human NKG2A&CD94 Protein is expressed from HEK293 with His tag and Avi tag at the N-Terminus. It contains Arg100-Leu233(NKG2A)&Ser34-Ile179(CD94).
<b>Accession</b>	P26715-1(NKG2A)&Q13241-1(CD94)
<b>Molecular Weight</b>	The protein has a predicted MW of 17.9 kDa (CD94)&18.3 kDa (NKG2A). Due to glycosylation, the protein migrates to 33-48 kDa based on Tris-Bis PAGE result.
<b>Endotoxin</b>	Less than 1EU per µg by the LAL method.
<b>Purity</b>	> 95% as determined by Tris-Bis PAGE > 95% as determined by HPLC

## Formulation and Storage

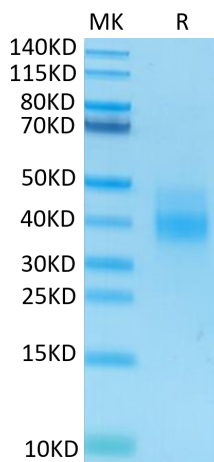
<b>Formulation</b>	Lyophilized from 0.22µm filtered solution in PBS (pH 7.4). Normally 8% trehalose is added as protectant before lyophilization.
<b>Reconstitution</b>	Centrifuge the tube before opening. Reconstituting to a concentration more than 100 µg/ml is recommended. Dissolve the lyophilized protein in distilled water.
<b>Storage</b>	-20 to -80°C for 12 months as supplied from date of receipt. -20 to -80°C for 3-6 months in unopened state after reconstitution. 2-8°C for 2-7 days after reconstitution. Recommend to aliquot the protein into smaller quantities for optimal storage. Please minimize freeze-thaw cycles.

## Background

The ligand-receptor assignment between HLA-G and NKG2A/CD94 is dependent of the amino acid composition in the HLA-G heavy chain. Understanding the biophysical basis of receptor-mediated events that lead to NK cell inhibition would help to remove non-tumor reactive cells and support personalized mild autologous NK cell therapies.

## Assay Data

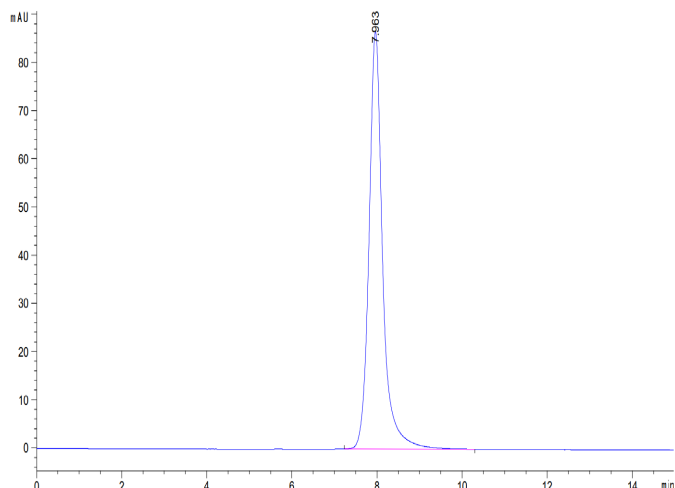
### Tris-Bis PAGE



Human NKG2A&CD94 on Tris-Bis PAGE under reduced condition. The purity is greater than 95%.

### SEC-HPLC

Assay Data

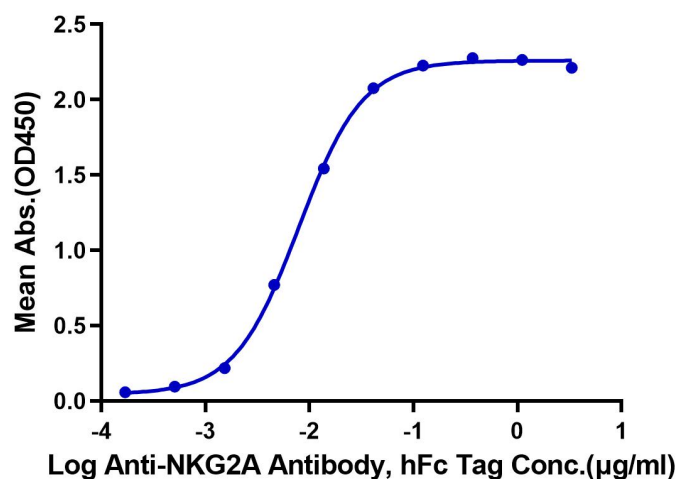


The purity of Human NKG2A&CD94 is greater than 95% as determined by SEC-HPLC.

ELISA Data

Human NKG2A&CD94, His Tag ELISA

0.05µg Human NKG2A&CD94, His Tag Per Well

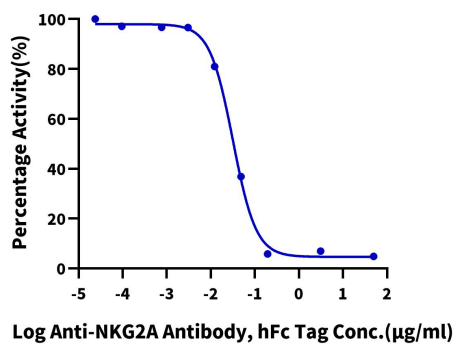


Immobilized Human NKG2A&CD94, His Tag at 0.5µg/ml (100µl/well) on the plate. Dose response curve for Anti-NKG2A Antibody, hFc Tag with the EC50 of 7.9ng/ml determined by ELISA.

Blocking Data

Inhibition of Human NKG2A&CD94 and HLA-E\*01:03 Binding

0.2µg Human NKG2A&CD94, His Tag Per Well



Serial dilutions of Anti-NKG2A Antibody, hFc Tag were added into Human NKG2A&CD94, His Tag : Biotinylated Human HLA-E\*01:03 Complex Tetramer, His Tag binding reactions. The half maximal inhibitory concentration (IC50) is 31.8ng/ml.